



“... 2014 年 3 月 27 日 ...”

2014 3 27



**中国忠旺**  
China Zhongwang

- 

-



- 2013





中国宏旺



2013

# 2013

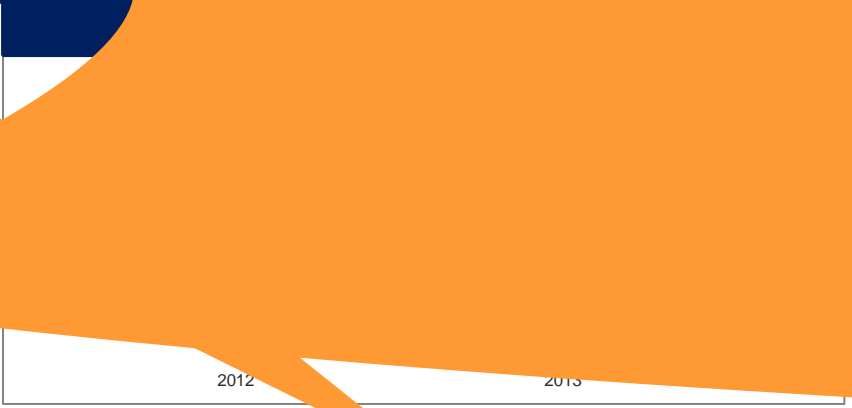
- 

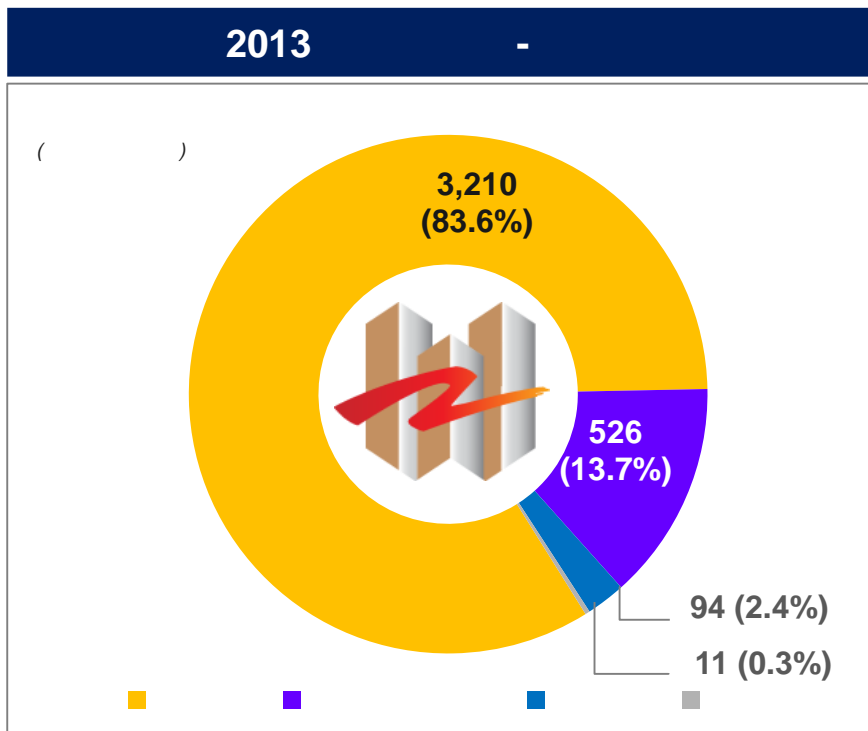
2.6

26.8%

12 31 ( )	2012	2013	(%)
	13,497	14,307	+6.0
	3,260	3,841	+17.8
	2,342	2,555	+9.1
*	1,807	2,127	+17.7
( )	0.33	0.39	+17.7
( )	N/A	0.10	N/A

12 31 ( )	2012	2013	
	24.2%	26.8%	+2.6
(EBITDA Margin)	23.5%	25.3%	+1.8
	13.4%	14.9%	+1.5





	2012		2013	
		( )		( )
	25.0%	23,038	27.0%	21,756
	44.1%	34,437	35.8%	27,553
	3.9%	18,704	10.2%	17,516
	24.2%	23,293	26.8%	21,889

	2012	2013
1	17	18
2	122	124
3	115	135

	2012	2013
	33,650	40,353
4	9,555	10,886
	17,508	19,639
( )	3.24	3.63
	631	3,785
(%) <sup>5</sup>	48.0%	51.3%


1.  $= 365 \times (( \quad ) + \quad ) \times 2)$
2.  $= 365 \times (( \quad ) + \quad ) \times 2)$
3.  $= 365 \times (( \quad ) + \quad ) \times 2)$
4.  $= \quad + \quad$
5.  $= \quad \times 100\%$





中国忠旺





### 工業鋁型材

- 
- 




### 鋁型材深加工產品


- 
- 

2013 6

2014



-



- 
- 
- 

863

6082


7000



- 2013 12 31  
93  
100

- 2013 8  
75MN  
21 4 125MN


- 2015 225MN





- 2013  
5.3

91.1%



- 

96.5% 6.2




- 2013



- 

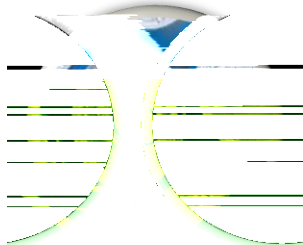




- |      |     |   |
|------|-----|---|
| 2015 | 180 |  |
| 2018 | 300 |   |

- 

- 


- |      |    |      |   |
|------|----|------|---|
| 2013 | 11 | 42.3 |  |
|      | /  |      |   |



採用世界最先進的  
生產設備

高效環保的  
自動化物流系統

生產線





中国忠旺



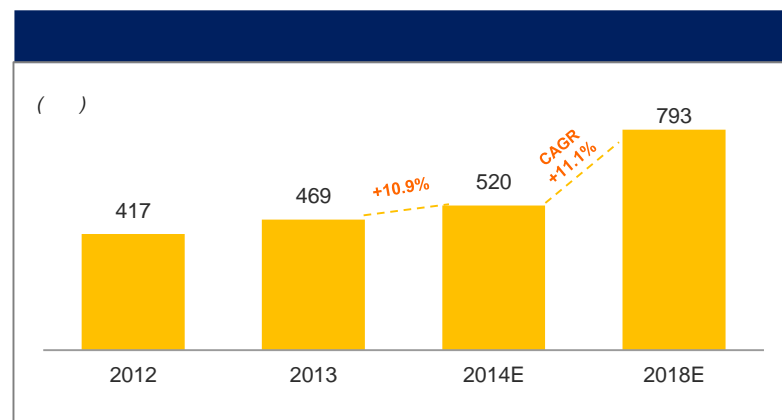




- 
- 



- 
-



### 2013

(%)

/

[Redacted]

- 
- 
- 

[Redacted]

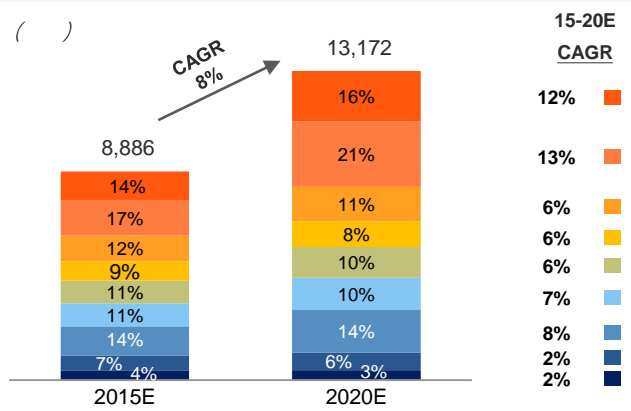
[Redacted]

- 
- 

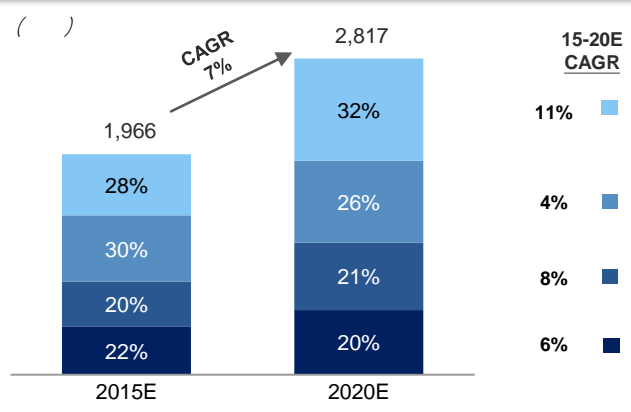
[Redacted]

BCG

[Redacted]



[Redacted]





- 1
- 2
- 3
- 4
- 5



中国忠旺

CHINA ZHONGWANG





**中国忠旺**  
China Zhongwang



**中国忠旺**  
China Zhongwang



中国忠旺



- 
- 
- 
- 
-